


ANGLE LIMIT GAUGE



Groove angle measurement ▶
Angle Gauge
P97

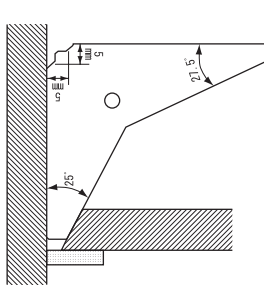
Inner angle measurement ▶
Inside Protractor
P138



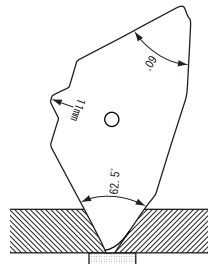
WAL2542

WAL4562

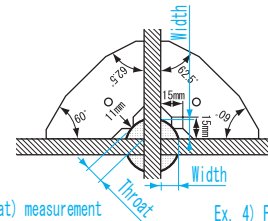
● Example use



Ex. 1) Joint gap angle (inside) measurement



Ex. 2) Butt joint gap angle measurement



Ex. 3) Fillet weld (throat) measurement

Ex. 4) Fillet weld width measurement

USE

- For measuring bevel angle of T-joint (interior angle), bevel angle of facing joint (interior angle), leg length (height), and throat thickness of fillet weld

MATERIAL

- Stainless steel

FEATURES

- Indication of size limit for easy judgement (angle step by 2.5°, throat thickness step by 1mm)
- Set of 4 pieces
- Provided with plastic case and ball chain

SPECIFICATIONS

Model No.		WAL2542				WAL4562			
Blank No.		1	2	3	4	1	2	3	4
Outline Dimension (mm)	Overall width	92				92			
	Overall height	46	45	44	43	43	44	45	46
	Plate thickness	1.5				1.5			
Material/ Finish		SUS304 /barrel semi-gloss finish				SUS304 / barrel semi-gloss finish			
Measurement Value Indication	Angle degree (Both side)	25°	30°	35°	40°	45°	50°	55°	60°
	Throat thickness (Front)	4	5	6	7	8	9	10	11
	Leg Length (Back)	5	7	8	10	11	13	14	15
Accuracy		Fillet weld·Reinforcement±0.1mm/ Angle ±1°				Fillet weld·Reinforcement±0.1mm / Angle ±1°			

Order No.	Model No.	Weight
007550	WAL2542	100g
007551	WAL4562	120g



BLOCK GAUGES

PIN GAUGES

PIN VISE

PIN GAUGE ACCESSORIES

RING GAUGES

PLUG GAUGES

LIMIT GAUGES

THICKNESS GAUGES

TAPER GAUGES

WELDING GAUGES

OTHER GAUGES